

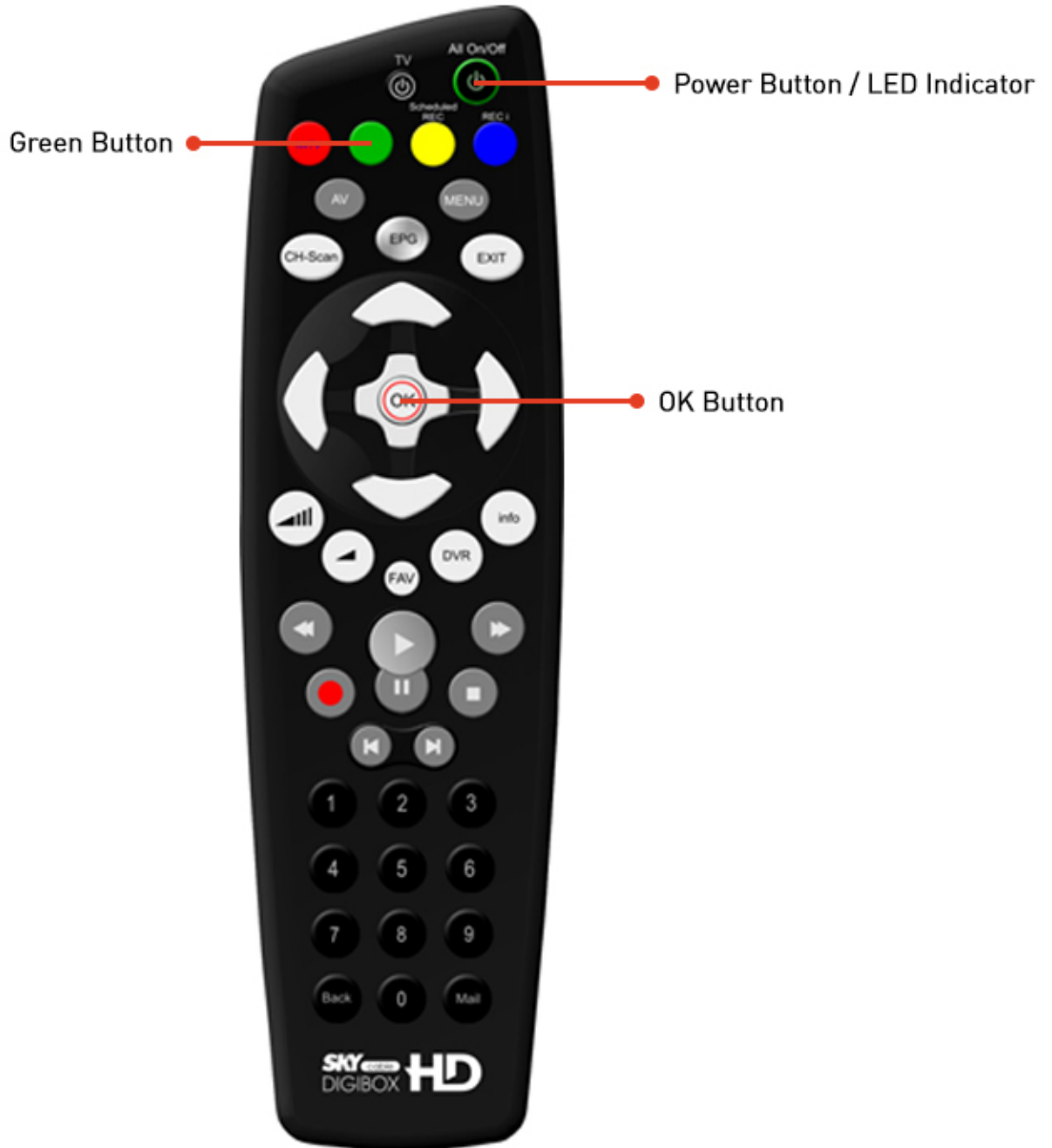


REMOTE CONTROL (RC)

JULY 2018

SKY cable





REMOTE CONTROL



MRC30
URC with iRecord & OTT buttons

How to Pair Remote Control (RC) with a different Digibox brand.

In case you've been issued a new Digibox brand, you will need to pair your old remote control (RC) with your new Digibox. Here's how:

- 1 Press  +  until the LED light on the RC (Power Button) blinks twice.
- 2 Enter [982]. The LED light on the RC (Power Button) should blink four times to confirm if the Digibox codeset is unlocked and can be changed.
**If the LED blinks only twice, repeat step 1.*
- 3 Press  +  until the LED blinks twice then enter the corresponding Digibox code, found on the next page.

How to Pair Remote Control (RC) with a different Digibox brand.



COSHIP SD

Code:
2950

Model Numbers:
CDVBC5120AC, CDVBC5120E, N5166,
N5166C, N5266, N5266C



COSHIP HD

Code:
4276

Model Numbers:
N8770C-V, N8770C-I



COSHIP HD

Code:
3318

Model Numbers:
CDVBC8750



HANDAN HD

Code:
1957

Model Numbers:
CYO-8000HD PVR

How to Pair Remote Control (RC) with a different Digibox brand.



SKYWORTH SD/HD

Code:
3492

Model Numbers:
C7600-R, HCDL7670



SKYWORTH HD

Code:
4177

Model Numbers:
HCBS, HCM1 152, HCM1 162



ADTH HD

Code:
3521

Model Numbers:
IC7600, IC8000

SKYWORTH HD

Code:
5466

Model Numbers:
HDMV 156, HDMV 166

SKYWORTH HD

Code:
5469

Model Numbers:
YCBV165

OVT HD

Code:
5470

Model Numbers:
OHCM1162